



Building Stable Nickel Resources to Feed the Electric Vehicle Revolution

Richmond Club Presentation
18 July 2018



The Integrated Battery Metals Exploration Company

TN:CSE

Disclaimer

Certain information contained or incorporated by reference in this presentation, including any information as to our strategy, projects, plans, or future financial or operating performance constitutes “forward-looking statements”. All statements, other than statements of historical fact, are forward-looking statements. The words “believe”, “expect”, “target”, “plan”, “objective”, “intend”, “project” (as a verb), “aim”, “continue”, “estimate”, “potential”, “forecast”, “may”, “will”, “can”, “could” and similar expressions identify forward-looking statements. In particular, this presentation contains forward-looking statements, including, without limitation, with respect to: (a) exploration success; (b) potential mineralization and metal or mineral recoveries from historical and current data; (c) returns to shareholders; and (d) financial performance and other outlooks or guidance. Forward-looking statements are necessarily based upon a number of estimates and assumptions including material estimates and assumptions related to the factors set forth below, that while considered reasonable by the Company as at the date of this presentation in light of management’s experience and perception of current conditions and expected developments, are inherently subject to significant business, economic, and competitive uncertainties and contingencies. Known and unknown factors could cause actual results to differ materially from those projected in the forward-looking statements and reliance should not be placed on such statements and information. Such factors include the speculative nature of mineral exploration and development; commodity prices upon which resources and resource forecasts are made; political and economic risks in the jurisdictions in which the Company does business; mining inputs in which costs fluctuate depending of market conditions and scarcity; and the risks and hazards of exploring and operating in the mining industry. Nothing in this presentation shall be construed as an offer to sell, nor as an inducement to buy, any securities. Tartisan Nickel Corp disclaims any intention to update or revise any forward-looking statements whether as a result of new information, future events or otherwise, except as required by applicable law.



Building Stable Nickel Resources to Feed
the Electric Vehicle Revolution
CSE:TN

Capital Structure

- Shares (MM) 97.623
- Warrants (MM) 8.134
- Options (MM) 3.700
- Fully Diluted (MM) 109.457

- Market Capitalization (C\$MM) 5.85
- Fully Diluted (C\$MM) 6.56
- Enterprise Value (C\$MM) 1.06



Building Stable Nickel Resources to Feed
the Electric Vehicle Revolution
CSE:TN

Property Assets

- Kenbridge Ni-Cu-Co Deposit, Ontario, Canada
- Alexo-Kelex Ni Deposit, Ontario, Canada
- Don Pancho Zn-Mn Project, Pasco, Peru
- Ichuna Au-Cu Project, Moquegua, Peru

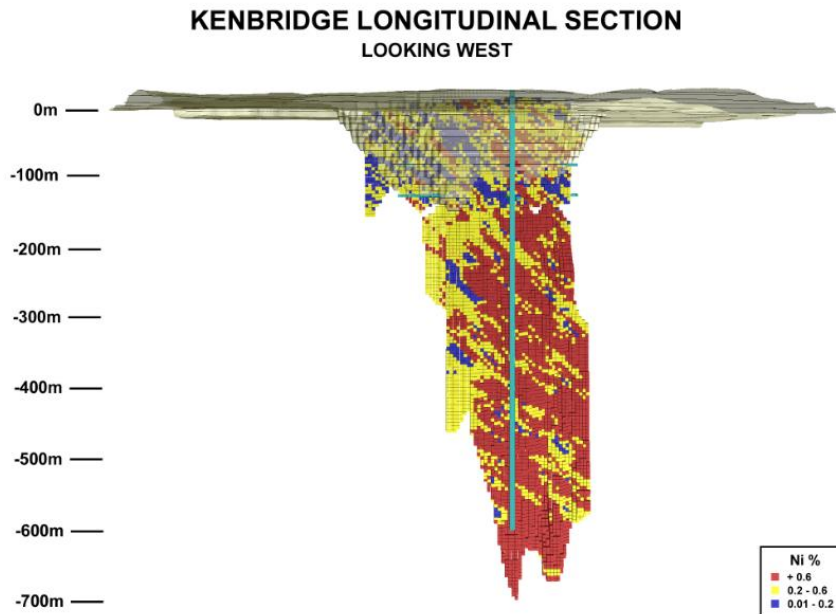
Financial Assets

- Eloro Resources Ltd (ELO: TSXV C\$0.60)
6,000,000 shares (17.5%)
3,000,000 warrants at 40c (26.25% on exercise)



Building Stable Nickel Resources to Feed
the Electric Vehicle Revolution
CSE:TN

Kenbridge Nickel-Copper-Cobalt Deposit



1936 – Discovered
1937-1948 CONIAGAS explored
1948-1952 INCO explored
1952-1957 FALCONBRIDGE
1957-2007 Sporadic efforts
2007-2017 CANADIAN ARROW
MINES LIMITED
2018+ TARTISAN NICKEL CORP



Building Stable Nickel Resources to Feed
the Electric Vehicle Revolution
CSE:TN

Kenbridge Nickel-Copper-Cobalt Deposit

Resources

2008: 7.128MM tonnes at 0.62% Ni; 0.33% Cu & 0.016% Co
US\$10.00/lb Ni and US\$2.50/lb Cu; 98 MM lbs Ni & 50 MM lbs Cu

2009: 5.873MM tonnes at 0.63% Ni; 0.32% Cu & 0.008% Co
US\$7.50/lb Ni and US\$2.50/lb Cu; 80 MM lbs Ni & 42 MM lbs Cu

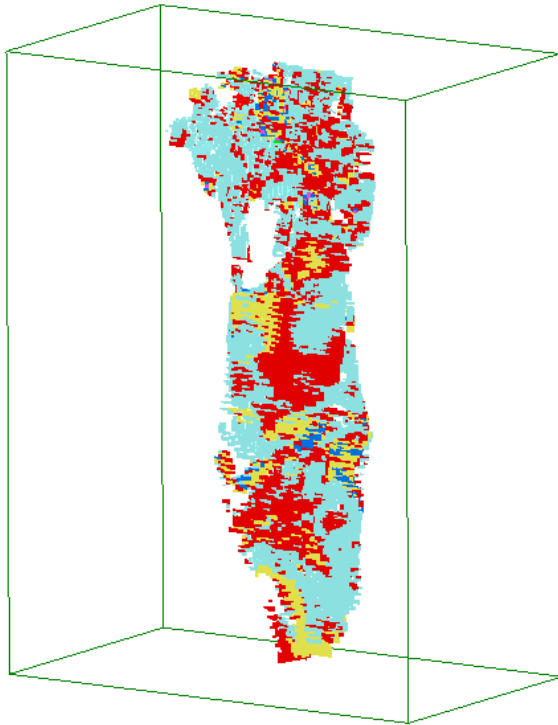
2010: 5.499MM tonnes at 0.63% Ni; 0.33% Cu & 0.008% Co
US\$8.00/lb Ni and US\$2.75/lb Cu; 76 MM lbs Ni & 40 MM lbs Cu

2018: US\$6.38/lb Ni and US\$2.80/lb



Building Stable Nickel Resources to Feed
the Electric Vehicle Revolution
CSE:TN

Kenbridge Nickel-Copper-Cobalt Deposit



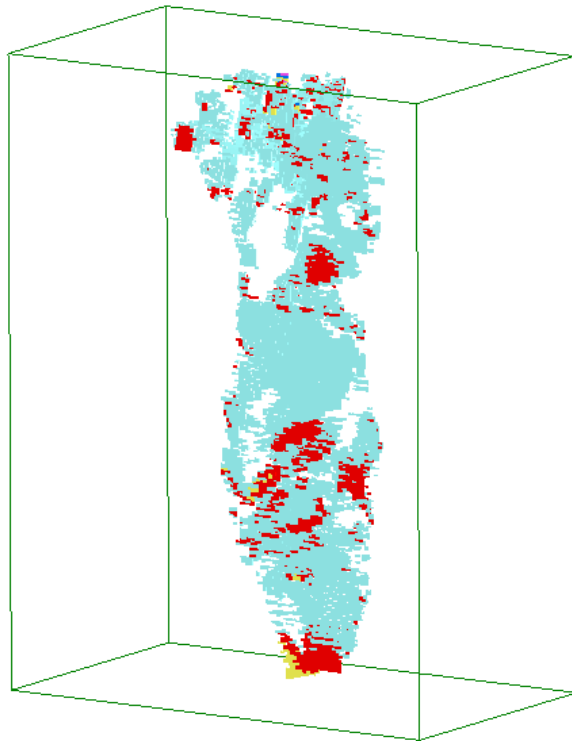
Remodeling Kenbridge Nickel

- Block model is 463m long; 183m wide; and 722m deep.
- Mineralized body is 282m long; 112m wide; and 684m deep.
- Sits within a prominent NNE fracture zone;
- Mineralization in brecciated norite and amphibolite;
- High metamorphic grade; talc schist is lithologic limit boundary.



Building Stable Nickel Resources to Feed
the Electric Vehicle Revolution
CSE:TN

Kenbridge Nickel-Copper-Cobalt Deposit



Remodeling Kenbridge Cu-Pt-Pd-Au-Ag

- Magmatic sulphide mineralization; pyrrhotite, pentlandite, chalcopyrite, pyrite
- Cu grades average 35% of Ni grades
- Co grades average 1% of Ni grades
- Pt & Pd present but very weak
- Au grades run to 8.82 g/t with high Ni
- Ag grades weak; less than 1 opt.



Building Stable Nickel Resources to Feed
the Electric Vehicle Revolution
CSE:TN

Kenbridge Nickel-Copper-Cobalt Deposit


Scientific/Analytical Works Completed

1. Shaft Dewatering for Production (2800 tpd)
2. Phase I Metallurgical Testing
3. Phase II Grinding Circuit Testing
4. Phase III Mini Pilot Plant Scope of Work
5. Geotechnical Investigation for Pit and Underground
6. Hydrological Baseline Study
7. Geometallurgy and Liberation Analysis

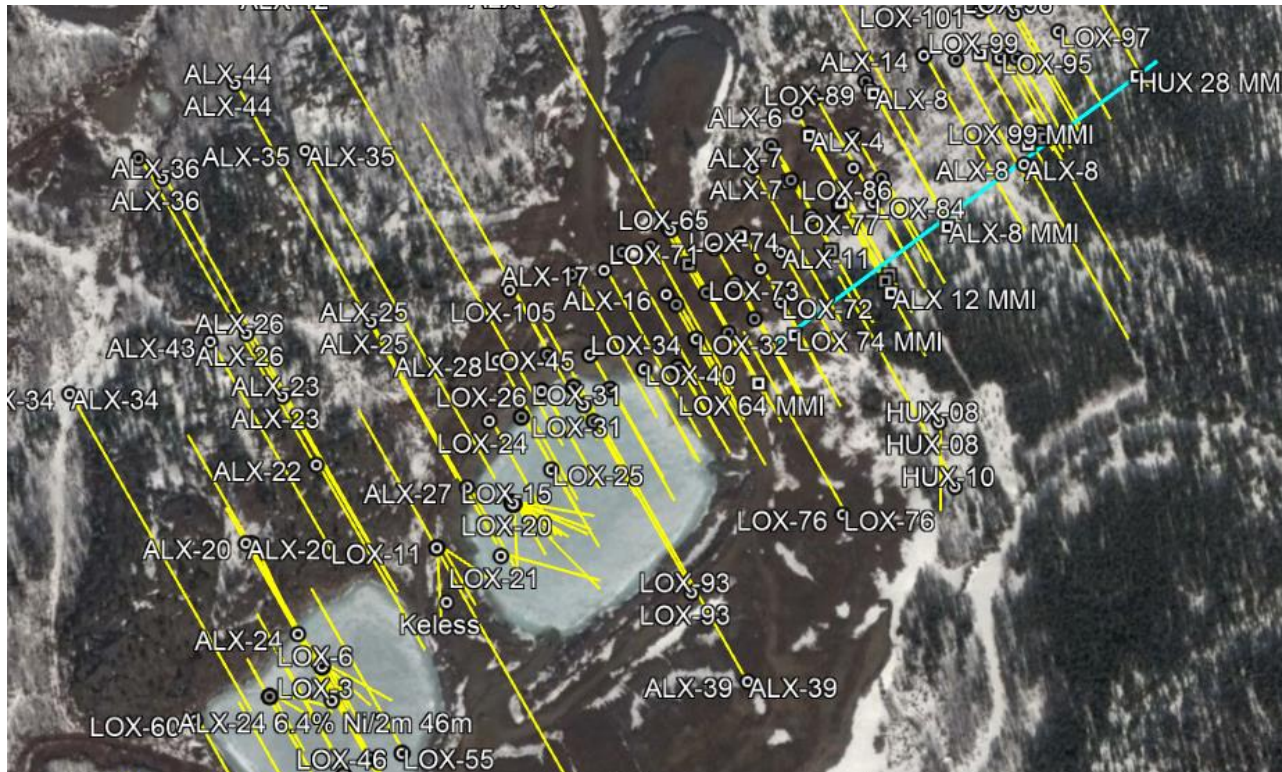


Building Stable Nickel Resources to Feed
the Electric Vehicle Revolution
CSE:TN

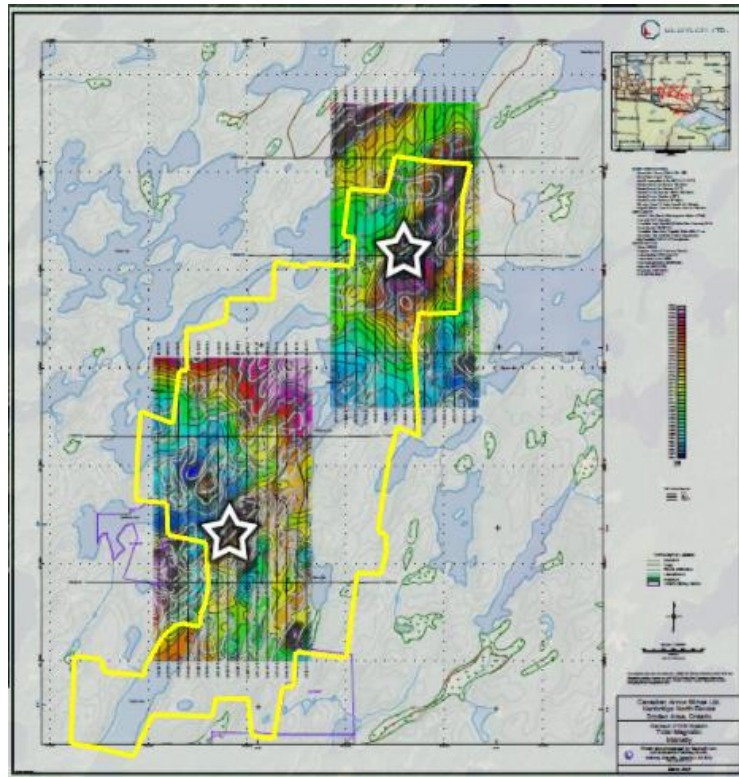
Alexo-Kelex Nickel Mine Reclamation



Alexo-Kelex Regional Exploration



Kenbridge Nickel-Copper-Cobalt Deposit



Near Term Works

1. Mag survey over Kenbridge deposit
2. IP survey over Kenbridge property
3. Initial gravimetric testing on existing core
4. Drill target identification
5. NI 43-101 Technical Report
6. Baseline environmental study
7. Drill campaign to define mineralized solids to PFS standard.



Building Stable Nickel Resources to Feed
the Electric Vehicle Revolution
CSE:TN

Thank you!

Tartisan Nickel Corp
1060-44 Victoria Street
Toronto, Ontario
Canada M5C-1Y2
+1 416 802 0280